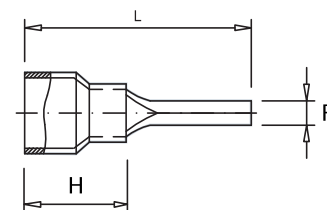







INSULATED PIN TERMINALS

Insulated pin terminal

PIN type terminals are made from tinned-plated copper insulated with Vinyl



Type	Wire Range (mm ²)	DIMENSIONS (mm)			AWG/MCM	WIRE RANGE		Colour
		ØF	L	H		Single mm ²	Twine mm ²	
PIN1.25	1.5	2.0	22.5	10.0	22-16	0.57-1.44	0.25-1.65	 Red
PIN2	2.5	2.0	22.9	10.0	16-14	1.44-1.82	1.04-2.63	 Blue
PIN5.5	4.0-6.0	2.7	27.3	13.5	12-10	1.82-2.98	2.63-4.60	 Yellow



Reyluc